

# Paratuberculosis in Germany and Bavaria



---

Dr. Ingrid.Lorenz

Tiergesundheitsdienst Bayern e.V.  
(Bavarian Animal Health Service)

Supported by the Free State of Bavaria and the Bavarian Joint Founding Scheme for the Control and Eradication of contagious Livestock Diseases (Bayerische Tierseuchenkasse).

# Paratuberculosis in Germany

---



- ◆ What is paratuberculosis (Johne's Disease) :
  - Bacterial disease (*Mycobacterium avium* subspecies paratuberculosis (MAP))
  - Infection of calves
  - Adults are infectious (long time before clinical signs)
  - Diarrhea, weight loss, no loss of appetite
  - Diagnostic tests are more or less reliable

# Paratuberculosis in Germany



International Journal of Medical Microbiology 304 (2014) 858–867



Contents lists available at [ScienceDirect](#)

## International Journal of Medical Microbiology

journal homepage: [www.elsevier.com/locate/ijmm](http://www.elsevier.com/locate/ijmm)



Mini Review

## Facts, myths and hypotheses on the zoonotic nature of *Mycobacterium avium* subspecies *paratuberculosis*



Raja Atreya<sup>a</sup>, Michael Bülte<sup>b</sup>, Gerald-F. Gerlach<sup>c</sup>, Ralph Goethe<sup>d,\*</sup>, Mathias W. Hornef<sup>e</sup>, Heike Köhler<sup>f</sup>, Jochen Meens<sup>d</sup>, Petra Möbius<sup>f</sup>, Elke Roeb<sup>g</sup>, Siegfried Weiss<sup>h</sup>,  
on behalf of the ZooMAP Consortium

<sup>a</sup> Medical Clinic 1, University of Erlangen-Nuernberg, Ulmenweg 18, D-91054 Erlangen, Germany

<sup>b</sup> Institute of Veterinary Food Science, Faculty of Veterinary Medicine, Justus Liebig University, Frankfurter Straße 92, 35392 Giessen, Germany

<sup>c</sup> IVD GmbH, Heisterbergallee 12, 30453 Hannover, Germany

<sup>d</sup> Institute for Microbiology, Department of Infectious Diseases, University of Veterinary Medicine Hannover, Bischofsholer Damm 15, 30173 Hannover, Germany

<sup>e</sup> Department of Microbiology, Hannover Medical School, Carl-Neuberg-Str. 1, 30625 Hannover, Germany

<sup>f</sup> Institute of Molecular Pathogenesis, Friedrich-Loeffler-Institut (Federal Research Institute for Animal Health), Naumburger Str. 96a, 07743 Jena, Germany

<sup>g</sup> Justus-Liebig-University Giessen, Department of Gastroenterology, Klinikstr.33, 35392 Giessen, Germany

<sup>h</sup> Helmholtz Centre for Infection Research, Molecular Immunology, Inhoffenstraße 7, 38124 Braunschweig, Germany

# Paratuberculosis in Germany



## OPEN ACCESS

### Edited by:

Olivier Vandenberg,  
Free University of Brussels,  
Belgium

### Reviewed by:

Walter M. R. Oelemann,  
Federal University of  
Rio de Janeiro, Brazil  
Jose Roberto Lapa E. Silva,  
Federal University of  
Rio de Janeiro, Brazil

### \*Correspondence:

J. Todd Kuenstner  
John.Kuenstner@tuhs.temple.edu

### Specialty section:

This article was submitted to  
Infectious Diseases – Surveillance,  
Prevention and Treatment,  
a section of the journal  
Frontiers in Public Health

Received: 29 May 2017  
Accepted: 09 July 2017

## The Consensus from the *Mycobacterium avium* ssp. *paratuberculosis* (MAP) Conference 2017

J. Todd Kuenstner\*, Saleh Naser, William Chamberlin, Thomas Borody, David Y. Graham, Adrienne McNeese, John Hermon-Taylor, Amy Hermon-Taylor, C. Thomas Dow, Walter Thayer, James Biesecker, Michael T. Collins, Leonardo A. Sechi, Shoor Vir Singh, Peilin Zhang, Ira Shafran, Stuart Weg, Grzegorz Telega, Robert Rothstein, Harry Oken, Stephen Schimpff, Horacio Bach, Tim Bull, Irene Grant, Jay Ellingson, Heinrich Dahmen, Judith Lipton, Saurabh Gupta, Kundan Chaubey, Manju Singh, Prabhat Agarwal, Ashok Kumar, Jyoti Misri, Jagdip Sohal, Kuldeep Dhama, Zahra Hemati, William Davis, Michael Hier, John Aitken, Ellen Pierce, Nicole Parrish, Neil Goldberg, Maher Kali, Sachin Bendre, Gaurav Agrawal, Robert Baldassano, Preston Linn, Raymond W. Sweeney, Marie Fecteau, Casey Hofstaedter, Raghava Potula, Olga Timofeeva, Steven Geier, Kuruvilla John, Najah Zayanni, Hoda M. Malaty, Christopher Kahlenborn, Amanda Kravitz, Adriano Bulfon, George Daskalopoulos, Hazel Mitchell, Brett Neilan, Verlaine Timms, Davide Cossu, Giuseppe Mameli, Paul Angermeier, Tomislav Jelic, Ralph Goethe, Ramon A. Juste and Lauren Kuenstner

Temple University Health System, Philadelphia, PA, United States

# Federal recommendations: levels of control stage



**level 1**  
Identification of  
MAP-positive herds

- a) Biannual bacteriological testing (FC or PCR) of **environmental samples** and
- b) Fecal culture in cases with clinical symptoms

**level 2**  
Identification of high  
risk animals

- a) annual **serological testing of all cows**  
and
- b) Fecal culture in cases with clinical symptoms

**level 3**  
Identification of  
MAP-shedders in  
subclinical stage

- a) annual bacteriological testing (FC or PCR) of **all cows**  
and
- b) Fecal culture in cases with clinical symptoms

# Federal recommendations: levels of control stage



**level 1**  
Identification of  
MAP-positive herds

- a) Biannual bacteriological testing (FC or PCR) of **environmental samples** and
- b) Fecal culture in cases with clinical symptoms

**level 2**  
Identification of high  
risk animals

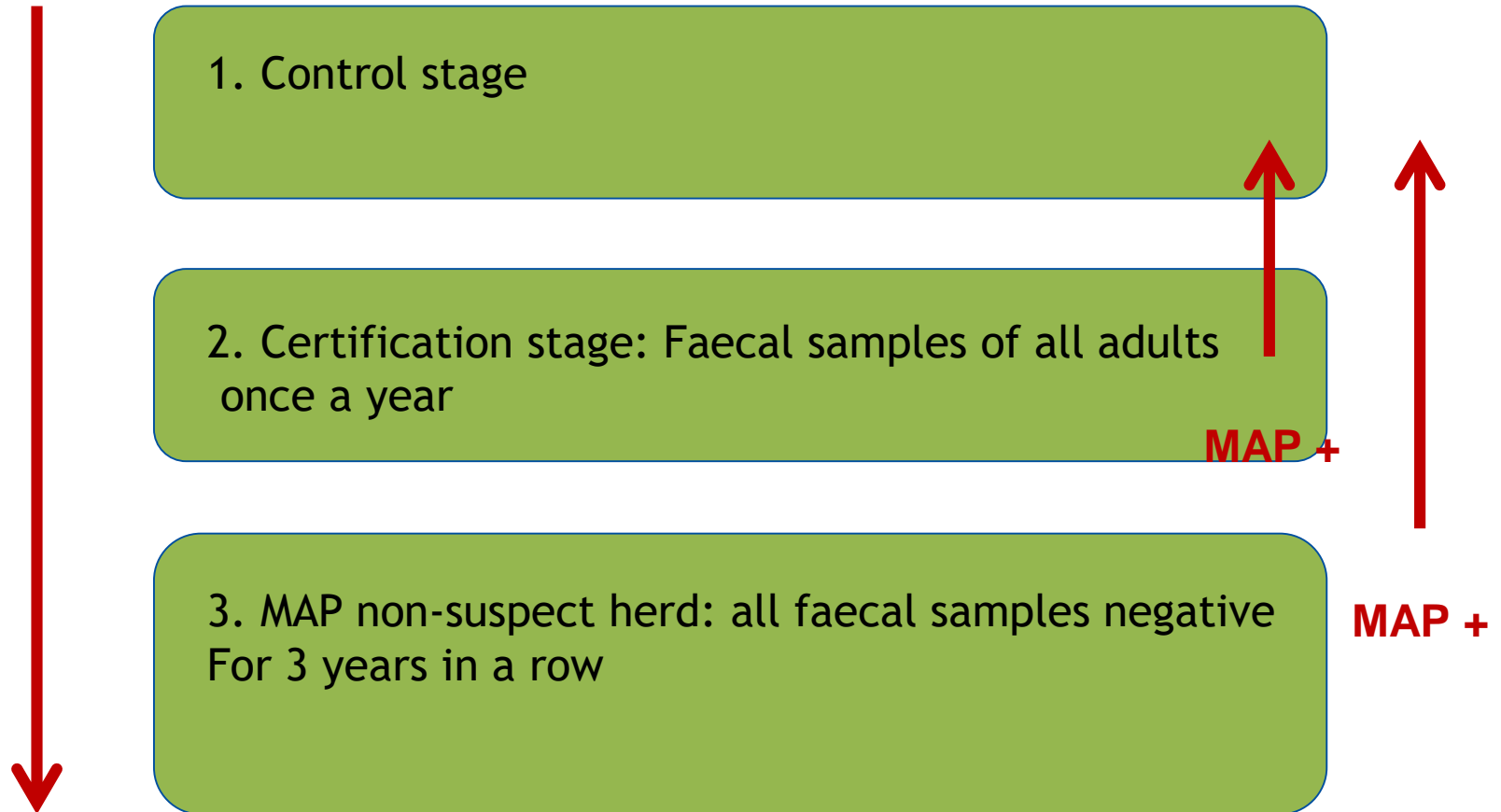
- a) annual serological testing of all cows and
- b) Fecal culture in cases with clinical symptoms

**level 3**  
Identification of  
MAP-shedders in  
subclinical stage

- a) annual bacteriological testing (FC or PCR) of all cows and
- b) Fecal culture in cases with clinical symptoms

Hygienic measures  
Removal of test positives

# Paratuberculosis – Federal Recommendations



# Paratuberculosis in Germany



- Mandatory program (regulation) in 1 federal state
- Voluntary programs in force in 7 federal states
  - formal obligation of the participating farmer
  - different diagnostic approaches



# Paratuberculosis in Germany



- Mandatory program (regulation) in 1 federal state
- Voluntary programs in force in 7 federal states
  - formal obligation of the participating farmer
  - different diagnostic approaches
  - Financial aid (regional differences!)
    - Diagnostic tests
    - Compensation for removal of test+ cattle
    - Veterinary advice

# Paratuberculosis in Germany and Bavaria



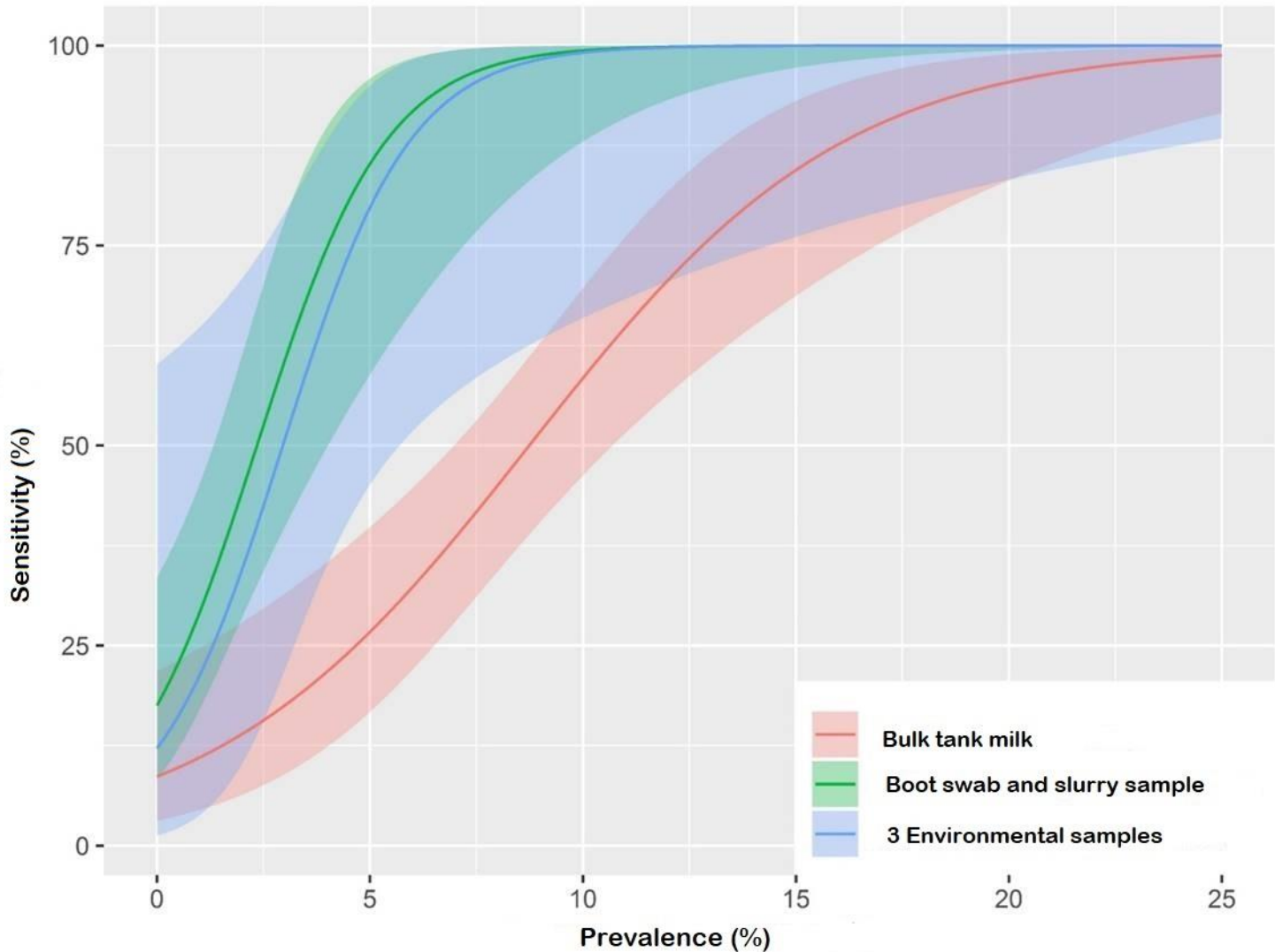
## Herd level investigation



<http://www.kuhgesundheit.de/2013/09/24/der-grosse-leberegelerhoehtes-infektionsrisiko-an-feuchten-standorten/>



# Paratuberculosis in Germany and Bavaria



# Paratuberculosis in Bavaria

---



## **Material and methods:**

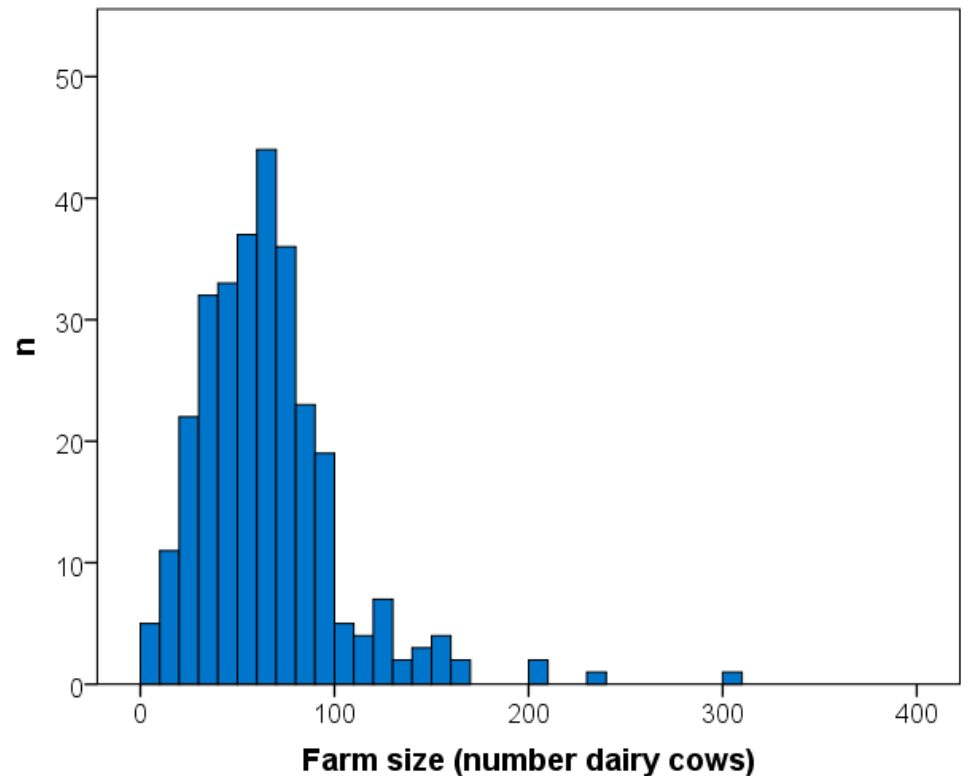
- **Farms:**
  - Regular customers (convenience sample)(Start: February 2017)
  - PraeMAP (randomly selected farms; RS) (Start: August 2017)
- **Samples:**
  - Boot swabs
  - Slurry sample
  - Up to 5 environmental samples
- **Analysis:**
  - Culture
  - Real-time PCR

# Paratuberculosis in Bavaria



## Preliminary results

- So far complete results from 294 dairy farm
- Farm size: Median 60 dairy cows (Mean: 64/ Bavaria: 39)



# Paratuberculosis in Bavaria

---



## **Preliminary results**

- So far complete results from 294 dairy farm:
  - Convenience sample: 225 (Median farm size: 65 cows)
  - PraeMAP (RS): 69 (Median farm size: 47 cows)

# Paratuberculosis in Bavaria

---



## **Preliminary results**

- **MAP detection (RT PCR and/or culture) in at least one sample:**
  - 13 farms (4,4%)**
    - RT PCR and culture: 4
    - Only culture: 2
    - Only RT PCR: 7
- **Prevalence in relation to farm subset:**
  - Convenience sample: 4,9 %
  - PraeMAP (RS): 2,9 %

# Paratuberculosis in Bavaria

---

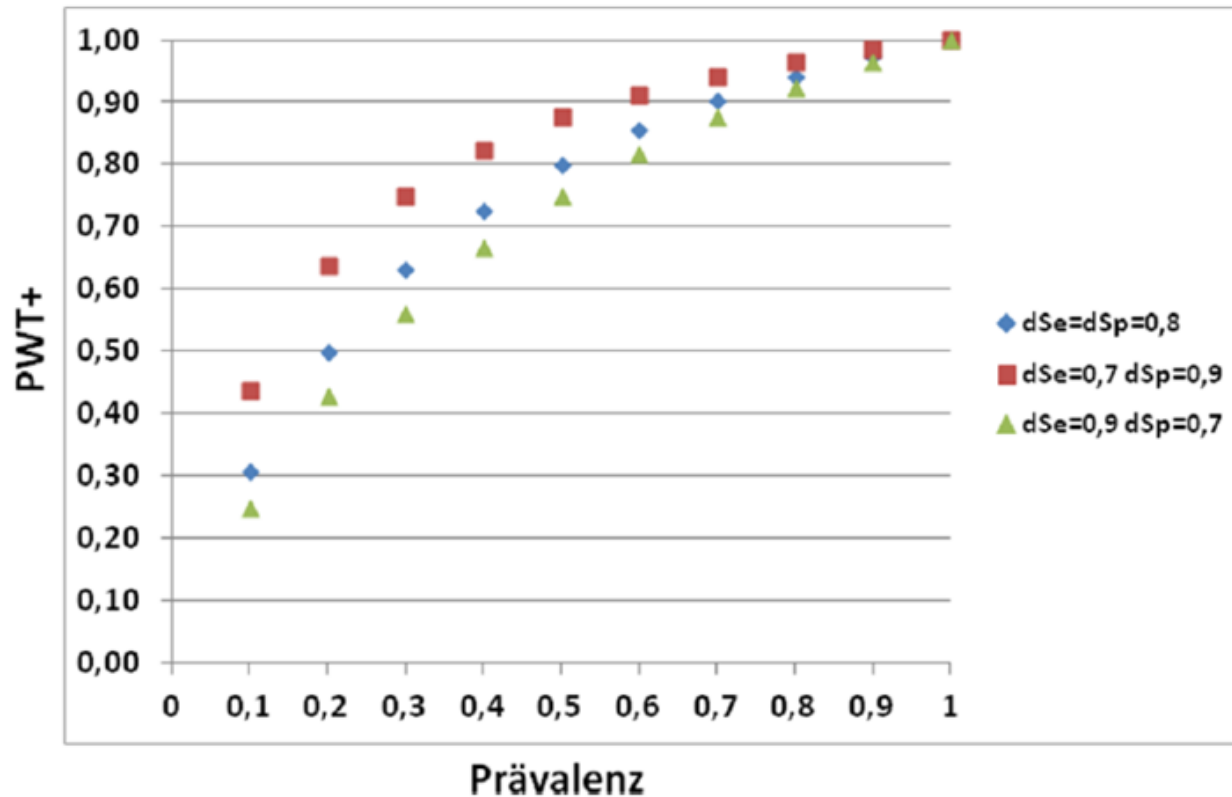


## **Preliminary results**

- **Farm size positive/negative:**
  - **Median farm size positive: 90 cows**
  - **Median farm size negative: 60 cows**
  
- **Percentage of farms with German Fleckvieh or German Braunvieh only:**
  - **Positive: 42 %**
  - **Negative: 81 %**



# Paratuberculosis in Bavaria



**Relationship between prevalence of a disease and positive predictive value of the test**

# Paratuberculosis in Bavaria

---



## Next step:

- Can bulk tank milk samples be used for a minimising programme in Bavaria?
- If yes, at which cut-off?

# Thank you for your attention!

